

DTI

introduces

DTI 5000

automatic feed

screwdriver

systems

THE
driving
force
behind
PROFITABILITY



The DTI 5000:
your
fast-working
hard-driving,
highly-flexible,
cost-effective,
multi-application
partner in
productivity.

FAST

With our patented BARREL DESIGN a screw is waiting in the entrance tube of the barrel while driving a screw. Therefore, the instant the operator comes off of the screw being driven, the screw in the entrance tube of the barrel is allowed to immediately get into the jaws to be driven. An operator can not drive screws faster than the machine will deliver them to the gun. Design Tool has the capability to design a system to run your type of fastener.

DC
Electric Screwdrivers

EFFICIENT

The simplicity of the patented **feed mechanism** makes this machine less likely to experience mechanical failure. The twist-lock feed cover permits fast access to the feed mechanism allowing it to be disassembled and reassembled in seconds without the use of tools. This simple design, in conjunction with the twist-lock feed cover, exposes the screws moving through the feed mechanism allowing quick visible detection and accessibility should a jam occur because of a foreign object or a defective screw. The automatic timed shut off feature on the DTI 5000 base unit reduces wear on the feeder bowl and makes the unit more efficient. The machine **automatically shuts off** if unit is not cycled for 7-8 seconds and restarts when the operator drives another screw.

SAFE

The power to the micro switch on the screwdriver assembly which activates the control box, has been reduced from 110 to 24 volts, making the unit very safe for the operator.

EASE OF OPERATION

Our unique barrel design allows the DTI 5000 to be much smaller in size and lighter in weight in comparison to other machines. The patented barrel design allows flexibility to position the micro switch and entrance tube anywhere on the barrel and sleeve assembly. This design enables the DTI 5000 to be used in more applications than other units on the markets today.

DESIGN & SERVICE

The Design Tool team has a combined 80 years of experience in the design and manufacturing of automatic assembly equipment and vast AutoCAD knowledge. Each DTI 5000 is designed specifically to the customer's fastener and application. The DTI 5000 can be designed with hand held, pistol grip, or straight type air screwdrivers with various rpm's and torque, with reverse capabilities.

Rigid Barrel

For misaligned holes or probing for blind holes and vertically up applications.

Rigid Pistol Grip

For misaligned holes or probing for blind holes and vertically up applications.



Easy Twist-off Cover



Simple, patented drop-off feed mechanism (no lubrication required), with cover removed.

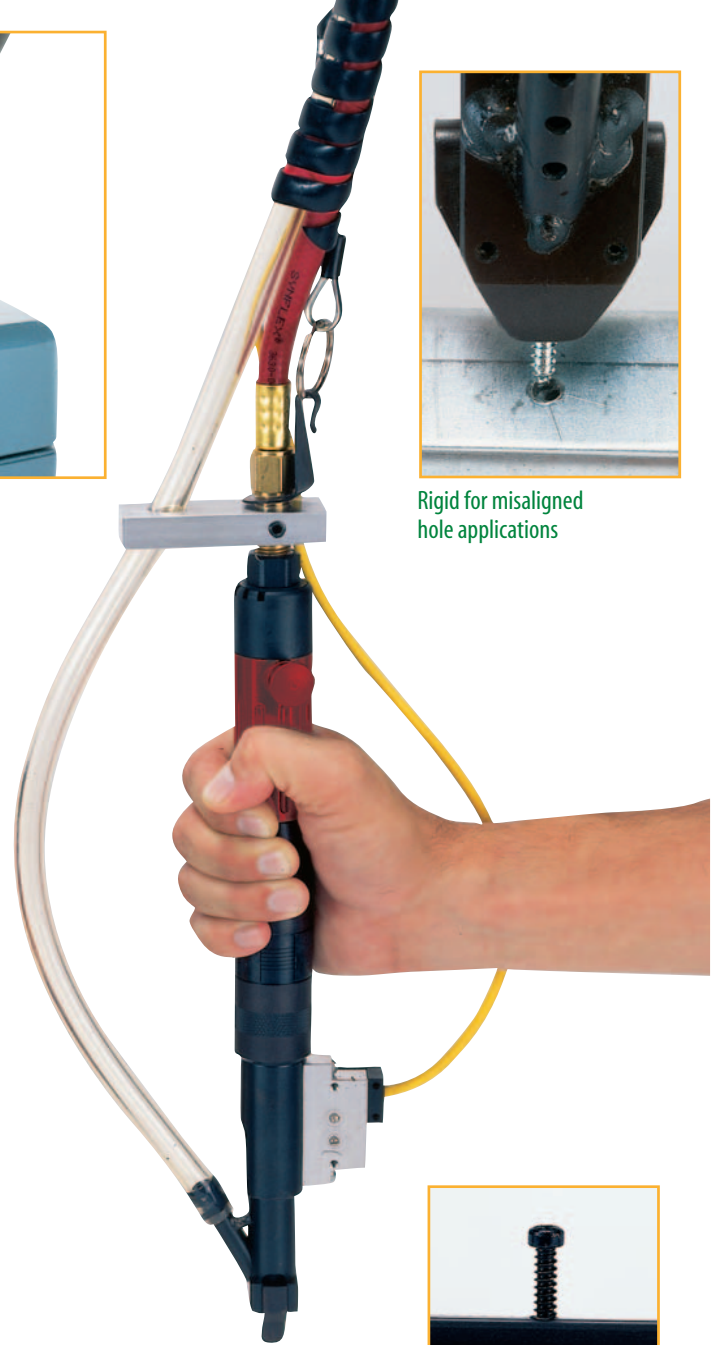



Non-Marring Barrel Tips



Rigid for misaligned hole applications

DTI 5000 Inline Tool on a Balancer.



Drive to depth applications


MAINTENANCE

Due to the simplistic design of the DTI 5000, very little maintenance is required. The feeder bowl and control box can be easily removed and all component parts are exposed for easy access, reducing downtime to a minimum. Replacement parts are in inventory stock at all times at the Design Tool factory or at distributor locations. Many are standard commercial parts and are available at your local maintenance supply house.




Countersinking Barrels for special applications

Custom Designed Multi-Spindle Fixtured Systems



Computer Controlled 2 axis machine

can be custom designed and supplied with componentry or as a turnkey system. We also design XYZ, computerized, and PLC controlled units. System can include foot switch, 2-way anti-tie downs or light curtains for added safety. We have drastically reduced the cost of these types of machines with our patented multi-feed system, which enables us to feed multi-spindle drivers from one hopper. This system also reduces maintenance, required air volume, and floor space usage.




Mod-ez Clip Inserting Machine

- Inserts two clips with two screws each for positions.
- Panels width can vary from 3" to 50" each




PLC controlled, sets screw to depth, inspects and ejects good parts.

Drawer runner to drawer side machine.



Programmable 1 to 72 Pin Feed System



Multi-feed: capable of feeding multi-spindles from a single hopper, depending on cycle time required. With the same simplistic patented design feed as the single drop off feed, the patented multi-feed can be assembled and disassembled in 20 - 30 seconds with no required tools.



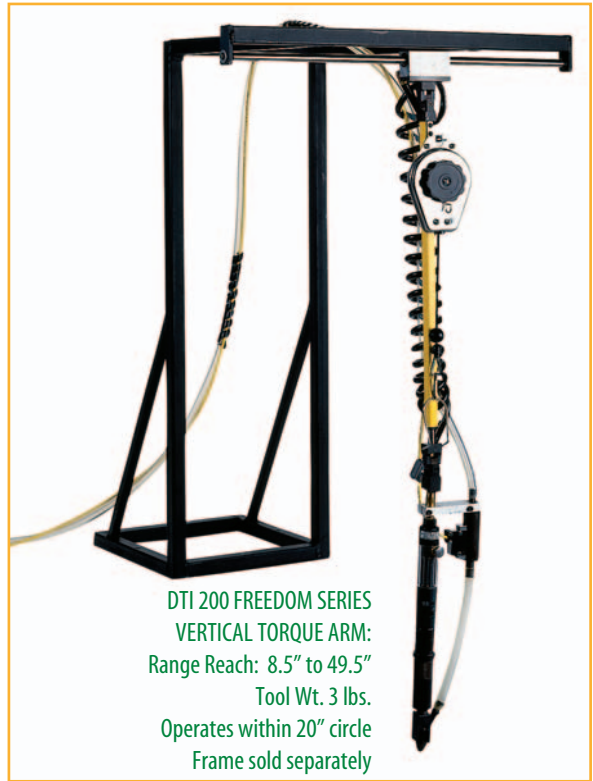
ACCESSORIES AND COMPONENTS




AUXILIARY SUPPLY HOPPER




SHROUD:
Noise Reduction
Dust Protection




DTI 200 FREEDOM SERIES
VERTICAL TORQUE ARM:
Range Reach: 8.5" to 49.5"
Tool Wt. 3 lbs.
Operates within 20" circle
Frame sold separately



FIXED PLATEN ASSEMBLY



FIXED PLATEN ASSEMBLY
WITH THRUSTER
-quick screwdriver bit change



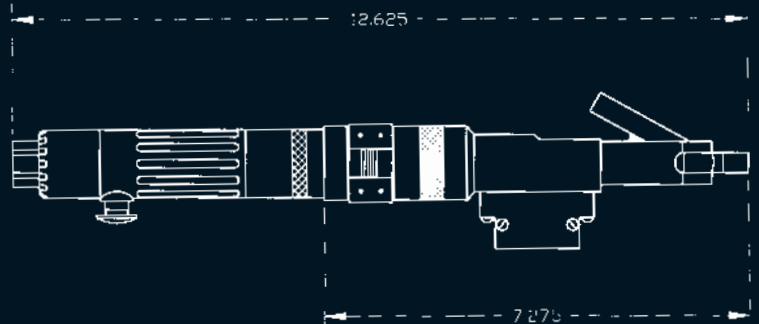
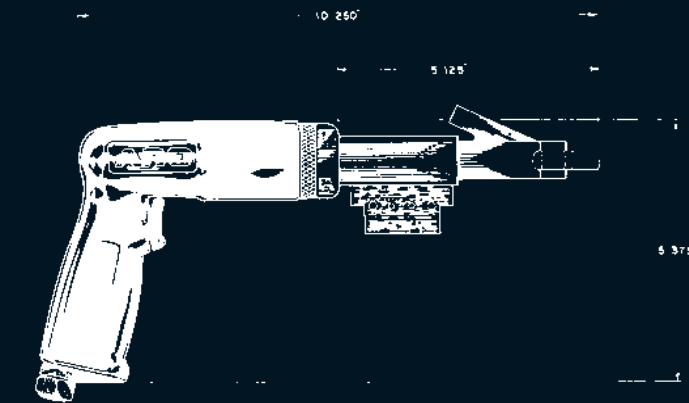
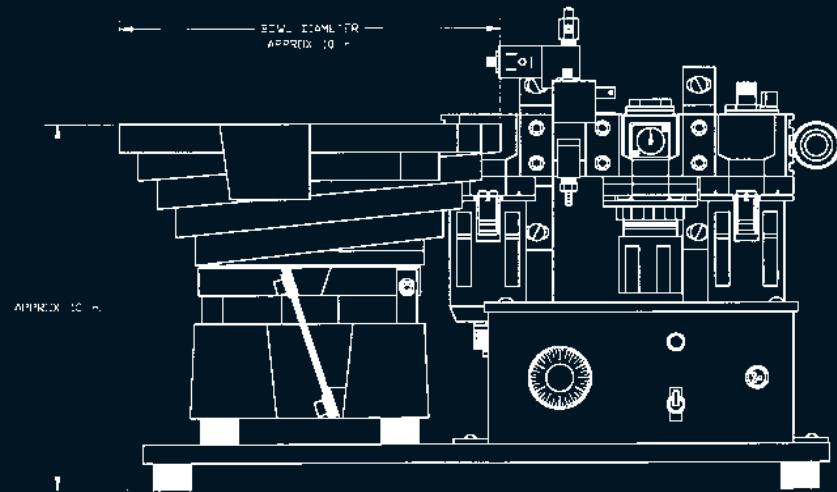
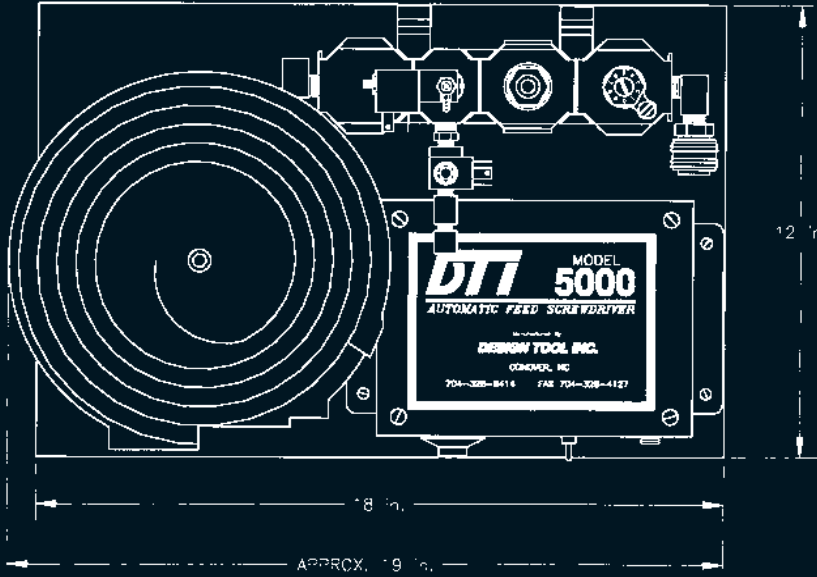
T-Handle Decking Tools
Torque Range 3000 RPM up to
150in. lbs. / 2000 RPM up to
260 in. lbs.
Safety lock off throttle
Performance rated at 90 PSIG
Automatic shut-off valves for
drive to depth
Weight 12 lbs.



DTI 400 • LINEAR WORKARM:
Absorbs Torque, Sets screw
perpendicular to work surface
Single Balancer: 24" Reach
Tool Wt.: 4 lbs.
Dual Balancer: 36" Reach
Tool Wt.: 8 lbs.



DTI 300 SWIVEL TORQUE ARM
Range Reach: 30" arm
Min. 12" Max. 31.5
Tool Wt. 10 lbs.
Operates within 20" Circle



SPECIFICATIONS:

The DTI 5000 is a compact, jam-resistant automatic fastening system. The basic unit is 12" w x 18" l x 10" h. Dimensions may vary due to configuration. The system will drive any size threaded fastener provided the length is more than the overall diameter.

DRIVER UNIT ASSEMBLY:

- Pistol screwdriver approx. 3lbs.
- Inline screwdriver approx. 3lbs.
- RPM's range 800 to 2600
- Torque range 12 to 120 inch lbs.
- Clutch type - direct drive positive and adjustable.
- Push-to-start, auto-shut-off, adjustable torque drivers

ELECTRICAL SUPPLY is 110 volts standard, stepped down to 24 volts at the driver.

AIR SUPPLY

- Air pressure - 90 PSIG
- Air filtration - 50 microns
- Lubricated air supply
- Hose size 1/4 ID

APPLICATION:

- Wood
- Metal
- Plastic
- Electronics
- Automotive

FASTENERS:

- Any type threaded fastener provided head diameter is less than overall length.

BASE UNIT ASSEMBLY:

- Weight approx. 55 lbs.
- Width 12 inches
- Length 18 inches
- Height 10 inches

FEEDER BOWL:

- Diameter 10 inches



**DESIGN
TOOL
INC.**

"JUST ADD SCREWS"

1607 Norfolk Place SW • Conover, NC 28613
828-328-6414 • 828-328-4127 fax

www.designtoolinc.com
e mail: sales@designtoolinc.com